

SMALL IS LARGE.

The Model 207 is the smallest in our complete line of Scotchman Hydraulic Ironworkers, but by no means small on ability. The 207 is designed with the same quality, reliability and productivity as our larger ironworkers and serves a wide range of uses including ornamental iron fabrication, short run production and light fabrication in machining, welding, and custom production shops, equipment maintenance and repair, vocational training, and much more. All Scotchman Hydraulic Ironworkers operate on a unique hydraulic and lever action principle giving you high quality cuts and punches, exceptional tool and blade life, and complete operator control at all times. With 20 tons of punching and shearing capacity, the 207 handles a large number of jobs with ease.

Scotchman[®]

207

Standard Features:

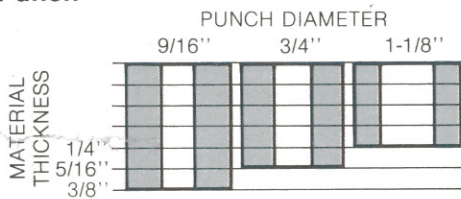
- punch 20 ton, 4-1/2 inch open end throat
- angle shear up to 2x2x1/4 inch
- bar shear 7 inch blade length
- 220V/60Hz, 3HP, 3 phase electrics

Available Options:

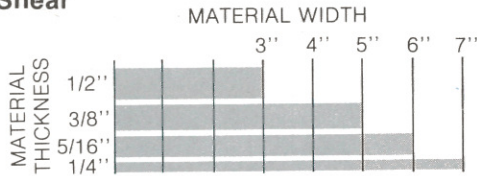
- other voltages available
- 90° brake up to 6x1/4 inch material
- 90° pipe notcher up to schedule 40, dies from 3/4 through 1-1/2 inch O.D.
- custom blades for shearing rounds, squares, channel and other shapes
- custom tooling available

207 Capacities*





Punch



Shear



*RATED ON MILD STEEL (60000 psi tensile)



- (1) 2" Angle Shear
- (2) 20 Ton Punch Station
- (3) 7" Bar Shear
- (4) 6" Brake in Punch Station