

THE PROGRESSIVE INTERNATIONAL BESTSELLER

The new Model 314-C6 with its "C" type construction of the punch station gives added strength and rigidity to Scotchman's most popular Hydraulic Ironworker, boasting 8,000 machines in use around the world. The 314-C6 has proven reliability, safe and easy operation, low maintenance, and the power and versatility to handle all kinds of jobs. For example, the standard 3 inch angle shear is quickly interchangeable with the mini-shear or notcher/coper attachments allowing multiple step fabrication to be completed with a minimum of down time. In lighter materials, the 314-C6 can operate at up to 55 strokes per minute for maximum productivity. Versatile features such as these have made Scotchman Hydraulic Ironworkers international bestsellers for fabrication, production and vocational training. And the 314-C6 is inexpensive to own and operate. In dollars, francs, pesos or yen, you can be certain of getting your money's worth.

Scotchman®


314-C6

Standard Features:

- punch 35 ton, 6 inch throat
- angle shear up to 3x3x1/4 inch, miter up to 2x2x1/4 inch to 45°
- bar shear 14 inch blade length
- 220V/60Hz, 3HP, 3 phase electrics

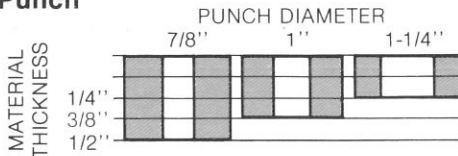
Available Options:

- other voltages available
- 90° brake up to 6x1/4 inch material
- 90° pipe notcher up to schedule 40, dies from 3/4 through 1-1/2 inch O.D.
- custom blades for shearing rounds, squares, channel and other shapes
- 90° notcher/coper up to 3x3x1/4 inch material
- mini-shear with special shear attachment for shearing ornamental shapes
- custom tooling available

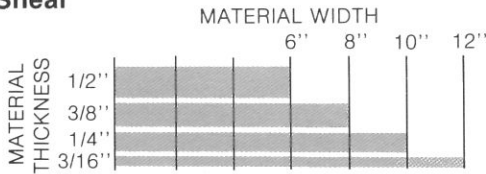


314-C6 Capacities*


Punch



Shear



*RATED ON MILD STEEL (60000 psi tensile)



- (1) Notcher/Coper
- (2) Pipe Notcher
- (3) 35 Ton Punch Station
- (4) 14" Bar Shear
- (5) Alternate Mini Shear
- (6) 6" Brake on Alternate Arm

